


# Test Verification of Conformity


## Verification Number: 231120016SZN-VOC001

On the basis of the referenced test report(s), sample(s) tested of the below product have been found to comply with the standards harmonized with the directives listed on this verification at the time the tests were carried out. Other standards and Directives may be relevant to the product. This verification is part of the full test report(s) and should be read in conjunction with it <them>.

Once compliance with all product relevant  mark directives are verified, including any relevant e.g. risk assessment and production control, the manufacturer may indicate compliance by signing a Declaration of Conformity themselves and applying the mark to products identical to the tested sample(s).

Applicant Name & Address:	Shanghai SIGEN New Energy Technology Co., Ltd. No.175 Weizhan Road, Lingang New Area, China (Shanghai) Pilot Free Trade Zone Shanghai P.R.China.
Product Description:	Energy Storage System
Ratings & Principle Characteristics:	See Appendix
Models/Type References:	See Appendix
Brand Name:	SIGENERGY
Relevant Standards/Directives:	See Appendix
Verification Issuing Office Name & Address:	Intertek Testing Services Shenzhen Ltd. No.101&201, Building B, No. 308, Wuhe Avenue, Zhangkengjing, Guanhu Street, Longhua District, Shenzhen, Guangdong, China
Date of Tests:	06 September 2023 to 18 September 2023 22 February 2024 to 27 February 2024 31 January 2024 to 23 February 2024
Test Report Number(s):	231120016SZN-001, 231120016SZN-002, 240201012SZN-001

Additional information in Appendix.



### Signature

**Name: Robin Zhou**

**Position: Sr. Project Engineer**

**Date: 08 March 2024**

This Verification is for the exclusive use of Intertek's client and is provided pursuant to the agreement between Intertek and its Client. Intertek's responsibility and liability are limited to the terms and conditions of the agreement. Intertek assumes no liability to any party, other than to the Client in accordance with the agreement, for any loss, expense or damage occasioned by the use of this Verification. Only the Client is authorized to permit copying or distribution of this Verification. Any use of the Intertek name or one of its marks for the sale or advertisement of the tested material, product or service must first be approved in writing by Intertek. The observations and test/inspection results referenced in this Verification are relevant only to the sample tested/inspected. This Verification by itself does not imply that the material, product, or service is or has ever been under an Intertek certification program.

# APPENDIX: Test Verification of Conformity

This is an Appendix to Test Verification of Conformity Number: 231120016SZN-VOC001.

Models/Type References:

**Sigen Energy Controller:**

SigenStor EC 30.0 TP, SigenStor EC 25.0 TP, SigenStor EC 20.0 TP, SigenStor EC 17.0 TP, SigenStor EC 15.0 TP, SigenStor EC 12.0 TP, SigenStor EC 10.0 TP, SigenStor EC 8.0 TP, SigenStor EC 6.0 TP, SigenStor EC 5.0 TP,  
SigenStor EC 30.0 TP AU, SigenStor EC 25.0 TP AU, SigenStor EC 20.0 TP AU, SigenStor EC 17.0 TP AU, SigenStor EC 15.0 TP AU, SigenStor EC 12.0 TP AU, SigenStor EC 10.0 TP AU, SigenStor EC 8.0 TP AU, SigenStor EC 6.0 TP AU, SigenStor EC 5.0 TP AU,  
SigenStor EC 12.0 TPLV, SigenStor EC 10.0 TPLV, SigenStor EC 8.0 TPLV, SigenStor EC 6.0 TPLV, SigenStor EC 5.0 TPLV

**Sigen Storage Controller:**


SigenStor AC 30.0 TP, SigenStor AC 25.0 TP, SigenStor AC 20.0 TP, SigenStor AC 17.0 TP, SigenStor AC 15.0 TP, SigenStor AC 12.0 TP, SigenStor AC 10.0 TP, SigenStor AC 8.0 TP, SigenStor AC 6.0 TP, SigenStor AC 5.0 TP,  
SigenStor AC 30.0 TP AU, SigenStor AC 25.0 TP AU, SigenStor AC 20.0 TP AU, SigenStor AC 17.0 TP AU, SigenStor AC 15.0 TP AU, SigenStor AC 12.0 TP AU, SigenStor AC 10.0 TP AU, SigenStor AC 8.0 TP AU, SigenStor AC 6.0 TP AU, SigenStor AC 5.0 TP AU,  
SigenStor AC 12.0 TPLV, SigenStor AC 10.0 TPLV, SigenStor AC 8.0 TPLV, SigenStor AC 6.0 TPLV, SigenStor AC 5.0 TPLV

**Sigen EV DC Charging Module:**

SigenStor EVDC 25 10S2, SigenStor EVDC 25 7.5S2, SigenStor EVDC 25 5S2, SigenStor EVDC 12 10S2, SigenStor EVDC 12 7.5S2, SigenStor EVDC 12 5S2

**Sigen Battery:**

Sigenstor BAT 5.0, Sigenstor BAT 8.0



**Signature**

**Name: Robin Zhou**

**Position: Sr. Project Engineer**

**Date: 08 March 2024**

# APPENDIX: Test Verification of Conformity

This is an Appendix to Test Verification of Conformity Number: 231120016SZN-VOC001.

Relevant  
Standards/  
Directives:

EN IEC 62311: 2020: Assessment of electronic and electrical equipment related to human exposure restrictions for electromagnetic fields (0 Hz - 300 GHz)

EN IEC 61851-21-2:2021: Electric vehicle conductive charging system - Part 21-2: Electric vehicle requirements for conductive connection to an AC/DC supply - EMC requirements for off board electric vehicle charging systems

EN 55011:2016+A2:2021: Industrial, scientific and medical equipment — Radio-frequency disturbance characteristics — Limits and methods of measurement

EN IEC 61000-6-1:2019: Electromagnetic compatibility (EMC) Part 6-1: Generic standards - Immunity standard for residential, commercial and light-industrial environments

EN IEC 61000-6-2:2019: Electromagnetic compatibility (EMC) Part 6-2: Generic standards - Immunity standard for industrial environments

EN IEC 61000-6-3:2021: Electromagnetic compatibility (EMC) Part 6-3: Generic standards –Emission standard for equipment in residential environments

EN IEC 61000-6-4:2019: Electromagnetic compatibility (EMC) Part 6-4: Generic standards – Emission standard for industrial environments

EN IEC 61000-3-2:2019+A1:2021: Electromagnetic compatibility (EMC) – Part 3-2: Limits – Limits for harmonic current emissions (equipment input current ≤16 A per phase)

EN 61000-3-3:2013+A2:2021: Part 3-3: Limits — Limitation of voltage changes, voltage fluctuations and flicker in public low-voltage supply systems, for equipment with rated current ≤16 A per phase and not subject to conditional connection

EN IEC 61000-3-11:2019: Electromagnetic compatibility (EMC) - Part 3-11: Limits - Limitation of voltage changes, voltage fluctuations and flicker in public low-voltage supply systems - Equipment with rated current ≤ 75 A and subject to conditional connection

EN 61000-3-12:2011: Electromagnetic compatibility (EMC) - Part 3-12: Limits - Limits for harmonic currents produced by equipment connected to public low-voltage systems with input current > 16 A and ≤ 75 A per phase

ETSI EN 301 489-1 V2.2.3 (2019-11): ElectroMagnetic Compatibility (EMC) standard for radio equipment and services; Part 1: Common technical requirements; Harmonised Standard for ElectroMagnetic Compatibility

ETSI EN 301 489-3 V2.3.2 (2023-01): ElectroMagnetic Compatibility (EMC) standard for radio equipment and services; Part 3: Specific conditions for Short Range Devices (SRD) operating on frequencies between 9 kHz and 246 GHz; Harmonised Standard for ElectroMagnetic Compatibility

ETSI EN 301 489-17 V3.2.4 (2020-09): ElectroMagnetic Compatibility (EMC) standard for radio equipment and services; Part 17: Specific conditions for Broadband Data Transmission Systems; Harmonised Standard for ElectroMagnetic Compatibility

ETSI EN 300 328 V2.2.2 (2019-07): Wideband transmission systems; Data transmission equipment operating in the 2,4 GHz band; Harmonised Standard for access to radio spectrum

ETSI EN 300 330 V2.1.1 (2017-02): Short Range Devices (SRD); Radio equipment in the frequency range 9 kHz to 25 MHz and inductive loop systems in the frequency range 9 kHz to 30 MHz; Harmonised Standard covering the essential requirements of article 3.2 of Directive 2014/53/EU

Radio Equipment (2014/53/EU) - RED article 3.1(a) (except for safety, which has not been reviewed.), 3.1(b) & Art. 3.2

Robin

**Signature**

**Name: Robin Zhou**

**Position: Sr. Project Engineer**

**Date: 08 March 2024**